

CSE 2021 Computer Organization

Appendix C Part 2

Basic Arithmetic Logic Unit
-- Adder

Half Adders

- Need to add *bits* {0,1} of A_i and B_i .

- Associate

- binary bit 0 \leftrightarrow logic value F (0)

- binary bit 1 \leftrightarrow logic value T (1)

- This leads to the following truth table

A_i	B_i	Sum_i	$Carry_{i+1}$
0	0	0	0
0	1	1	0
1	0	1	0
1	1	0	1

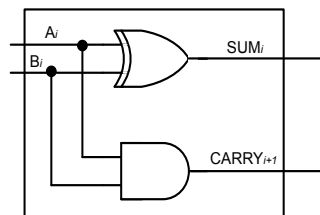
$$SUM_i = \overline{A_i}B_i + A_i\overline{B_i} = A_i \oplus B_i$$

$$CARRY_{i+1} = A_iB_i$$

Half Adder Circuit

$$SUM_i = \overline{A_i}B_i + A_i\overline{B_i} = A_i \oplus B_i$$

$$CARRY_{i+1} = A_iB_i$$



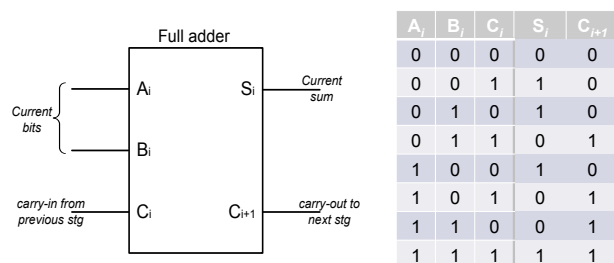
Half Adder Limitations

- Half adder circuits do not suffice for general addition because they do not include the carry bit from the previous stage of addition, e.g.

Carry	0	1	1	0
A	0	1	1	0
B	0	0	1	1
SUM	1	0	0	1

Full Adders (1-Bit ALU)

- Full adders can use the carry bit from the previous stage of addition



Full Adder Logic Expressions

Sum

$$\begin{aligned} \text{SUM} &= \bar{A}_i \bar{B}_i C_i + \bar{A}_i B_i \bar{C}_i + A_i \bar{B}_i \bar{C}_i + A_i B_i C_i \\ &= \bar{A}_i (\bar{B}_i C_i + B_i \bar{C}_i) + A_i (\bar{B}_i \bar{C}_i + B_i C_i) \\ &= \bar{A}_i (B_i \oplus C_i) + A_i (\bar{B}_i \oplus \bar{C}_i) \\ &= A_i \oplus B_i \oplus C_i \end{aligned}$$

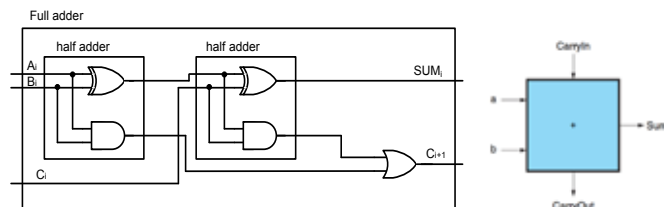
Carry

$$\begin{aligned} C_{i+1} &= A_i B_i + A_i \bar{B}_i C_i + \bar{A}_i B_i C_i \\ &= A_i B_i + C_i (A_i \bar{B}_i + \bar{A}_i B_i) \\ &= A_i B_i + C_i (A_i \oplus B_i) \end{aligned}$$

Full Adder Circuit

$$\text{SUM} = (A_i \oplus B_i) \oplus C_i$$

$$C_{i+1} = A_i B_i + C_i (A_i \oplus B_i)$$

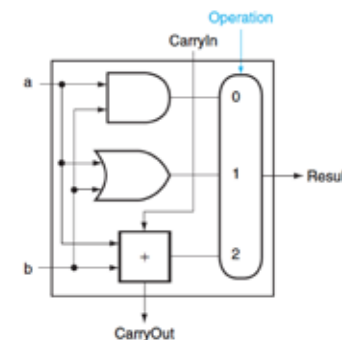


Note: A full adder adds 3 bits. Can also consider as first adding first two and then the result with the carry

Enhancement to 1-bit Adder(1)

- 1-bit ALU with AND, OR, and addition
 - Supplemented with AND and OR gates
 - A multiplexer controls which gate is connected to the output

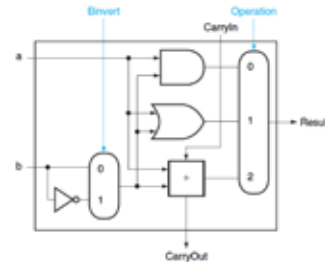
Operation	Result
00	AND
01	OR
10	Addition



Enhancement to 1-bit Adder(2)

- 1-bit ALU for subtraction
 - Subtraction is performed using 2's complement, i.e.

$$a - b = a + \bar{b} + 1$$

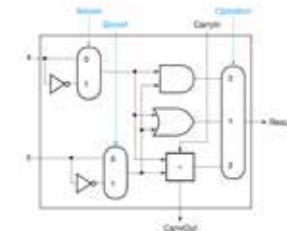


Binvert	CarryIn	Operation	Result
0	0	00	AND
0	0	01	OR
0	0	10	Addition
1	1	10	Subtraction

Enhancement to 1-bit Adder(3)

- 1-bit ALU for NOR operation
- A MIPS ALU also needs a NOR function

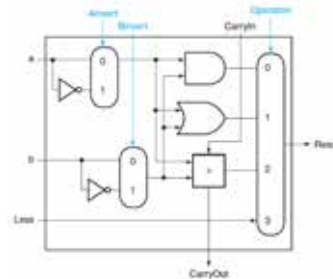
$$\overline{(a + b)} = \bar{a} \cdot \bar{b}$$



Ainvert	Binvert	CarryIn	Operation	Result
0	0	0	00	AND
1	1	0	00	NOR
0	0	0	01	OR
0	0	0	10	Addition
1	1	1	10	Subtraction

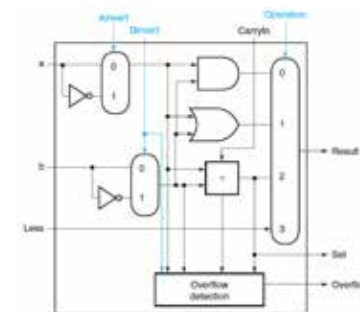
Enhancement to 1-bit Adder(4)

- 1-bit ALU for SLT operations
- slt \$s1, \$s2, \$s3
 - If (\$s2 < \$s3), \$s1=1, else \$s1=0
- adding one input less
 - if (a < b), set less to 1 or if (a-b) < 0, set less to 1
 - If the result of subtraction is negative, set less to 1
- How to determine if the result is negative?

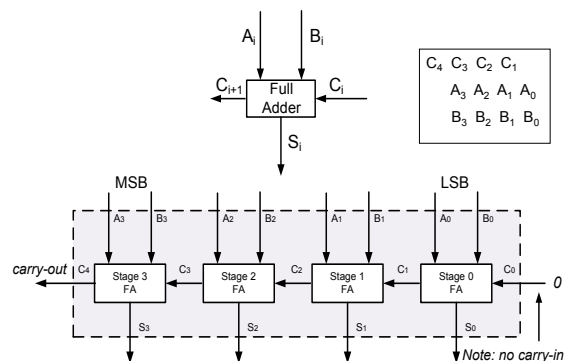


Enhancement to 1-bit Adder(5)

- How to determine if the result is negative?
 - Negative → Sign bit value=1
- Create a new output "Set" and used only for slt
- An overflow detection is included



N-Bit Adders (Ripple Carry)



Ripple Carry Adders

- 4 FA's cascaded to form a 4-bit adder
- In general, N FA's can be used to form a N -bit adder
- Carry bits have to propagate from one stage to the next. Inherent propagation delays associated with this
- Output of each FA is therefore not stable until the carry-in from the previous stage is calculated

32-Bit ALU

- OR and INV gates are added to support conditional branch instruction, i.e. test the result of $a-b$ if the result is 0.

ALU control lines	Function
0000	AND
0001	OR
0010	ADD
0110	SUBTRACT
0111	Set on less than
1100	NOT

