

No. 3

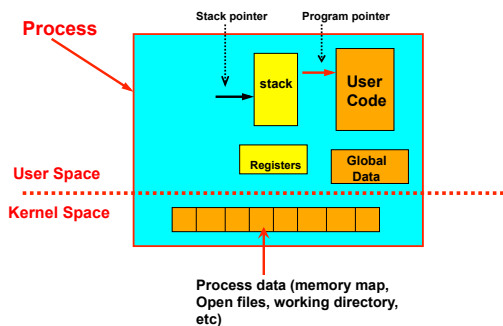
Thread

Prof. Hui Jiang  
Dept of Electrical Engineering and Computer  
Science, York University

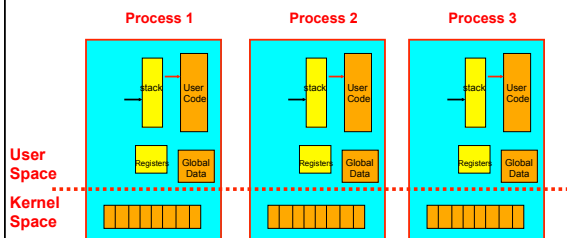
Thread Concept

- What is thread?
- Difference between a process and a thread

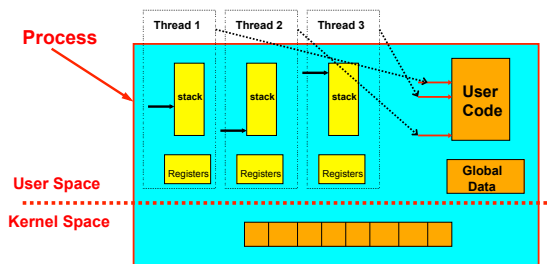
One single-threaded Process



Multiple single-threaded Process



One multi-threaded Process



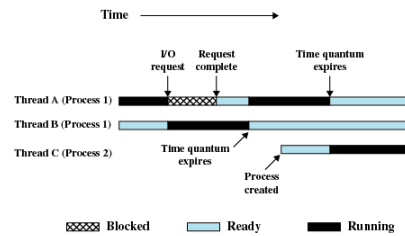
Process vs. Thread

- Traditional process contains a single stream of control. (one process can do one thing at a time)
- Multithreaded process: contains several different streams of control. Each stream is called a thread of this process. (multithreaded process can do multiple jobs simultaneously)
- A multi-threaded process contains several threads.
- All threads in a process share:
  - Code section & data section
  - OS resources (memory map, open devices, accounting, etc.)
- Each thread includes:
  - A thread ID
  - A program counter (PC)
  - A register set
  - A stack & stack pointer

## Comparison

- One single-threaded process:
  - can do one thing at a time
- Multiple single-threaded processes:
  - can do many things at the same time
- One multi-threaded process
  - Also can do many things at the same time
- Why multiple thread??
  - Multi-threaded process requires less OS resources (memory)
  - More efficient for OS to handle threads than processes

## Multithreading



Multithreading Example on a Uniprocessor

## Benefits to use threads

- Threads occupy less memory than processes.
- Takes less time to create a new thread than a process.
- Less time to terminate a thread than a process.
- Less time to switch context between two threads within the same process.
- Since threads within the same process share memory and files, they can communicate with each other without invoking the kernel.

## Thread-safe or Reentrant code

- To be thread safe, the program must be reentrant:
  - Program never modifies itself.
  - Each function calling keeps track of its own progress.
  - No use of static/global data.
  - No use of non-reentrant functions or routines.

## Non-reentrant C code

```
int delta;

int diff (int x, int y)
{
    delta = y - x;
    if (delta < 0) delta = -delta;
    return delta;
}
```

## Reentrant C code

```
int diff (int x, int y)
{
    int delta;

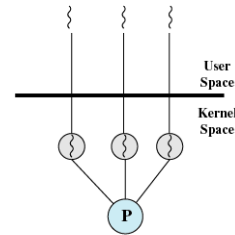
    delta = y - x;
    if (delta < 0) delta = -delta;
    return delta;
}
```

## Kernel Threads

- Kernel threads are supported directly by OS kernel.
- The kernel performs thread creation, scheduling, and management in the kernel space.
- Slow to maintain (need system calls to kernel space).
- Each kernel thread can run totally independently:
  - One thread blocks, the kernel will schedule another thread to run.
  - Several kernel threads can run in parallel if many CPU' s are available.
  - OS to support kernel thread:
    - Windows NT/2000/XP
    - Solaris 2
    - Linux

## Directly Use Kernel Threads

- For each user task, make system call to create a kernel thread.



## Example of Kernel Thread: Linux Thread

- Linux kernel support kernel threads, system call `clone()`.
  - `fork()` creates a new process
    - Create a new memory space for new process
    - Copy from the address space of the calling process
  - `clone()` simulates `fork()`, but
    - It does not create new memory space.
    - The new process shares the same address space of the original process.
- two processes sharing the same memory space. (something like thread)

## Linux Thread

- Linux use `clone()` to create kernel threads.

```
#include <sched.h>
int clone(int (*fn)(void *), void
*child_stack, int flags, void *arg);
```

`fn`: starting function  
`child_stack`: stack memory space for child thread.  
`flags`: what to share.  
for thread creation:  
`flags = CLONE_FS | CLOSE_VM | CLONE_SIGHAND | CLONE_FILES`  
`arg`: arguments to pass.

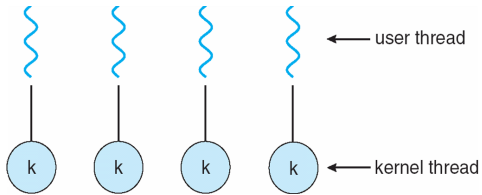
## User Thread

- User thread: supported above the kernel and implemented by a thread library in user space.
  - The library supports thread creation, scheduling, management in user space.
  - User threads are fast to create and manage (no need to make a system call to trap to the kernel).
  - User threads for better compatibility across OS platforms.
  - User threads save kernel resources.
- Problems with user threads:
  - The kernel is not aware of the existence of users threads.
  - User thread must be mapped to the kernel to execute in CPU.
- Examples: POSIX Threads (Pthreads), Java Threads, Win32 Threads, Solaris UI-threads

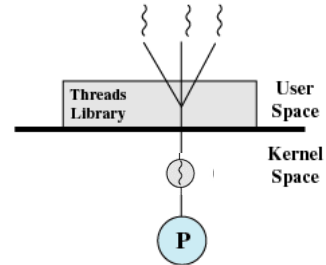
## Three Models for User Thread

- One-to-One mapping
- Many-to-One Mapping
- Many-to-Many Mapping

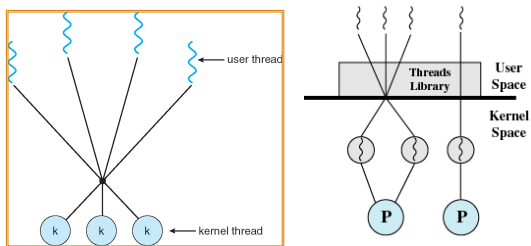
## One-to-One Mapping



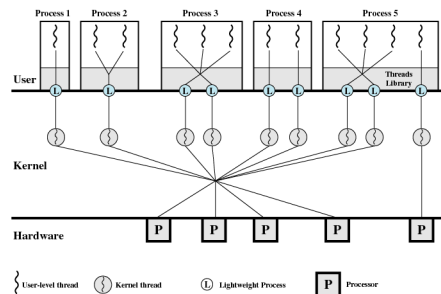
## Many-to-One Mapping



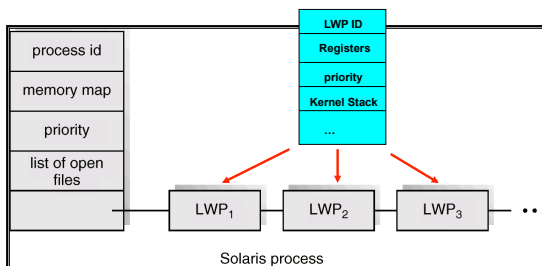
## Combined Model: many-to-many mapping



## Solaris Threads



## Thread data structure in Solaris



## Threading Issues

- *fork()* and *exec()* implementation
  - One thread calls *exec()*, it will replace the entire process.
  - One thread in a process call *fork()*, it duplicates all threads in the process or just one calling thread.
- Thread cancellation: terminating a thread before it finishes.
  - Asynchronous cancellation
  - Deferred cancellation
- Unix Signal Handling
  - Deliver the signal to the thread to which the signal applies.
  - Deliver the signal to every thread in the process
  - Deliver the signal to certain threads in the process
  - Assign a specific thread to receive all signals for the process

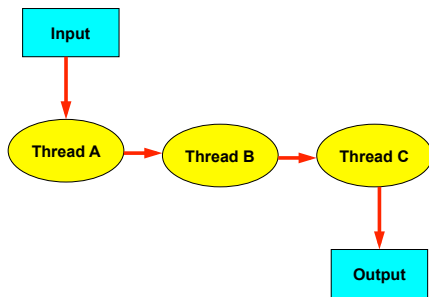
### Thread Pools

- Create a number of threads at process start-up, place them into a pool, where they sit and wait for work.
- When the process receives a request, it awakens a thread from the pool, and serves the request immediately.
- Once the thread completes, it returns to the pool.
- If the pool contains no available thread, the process waits until one becomes free.
- Benefits of thread pools:
  - Faster to service a request.
  - Thread pool limits the total number of threads in system (no overload).

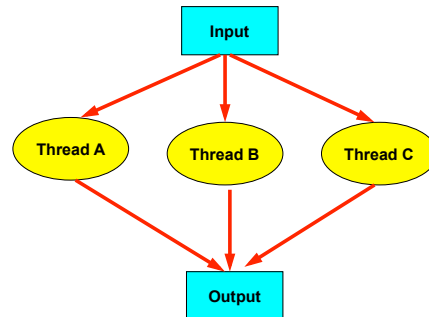
### Three Models to use Threads

- Pipeline
  - Assembly line: each thread repeatedly performs the same operation on a sequence of data sets, passing each result to another thread for next step.
- Work Crew
  - Each thread performs an operation on its own data independently, then combine all results to get the final.
- Client/Server
  - A client contacts with an independent server for each job.

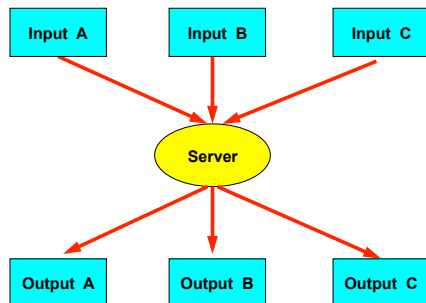
### Pipeline



### Work Crew

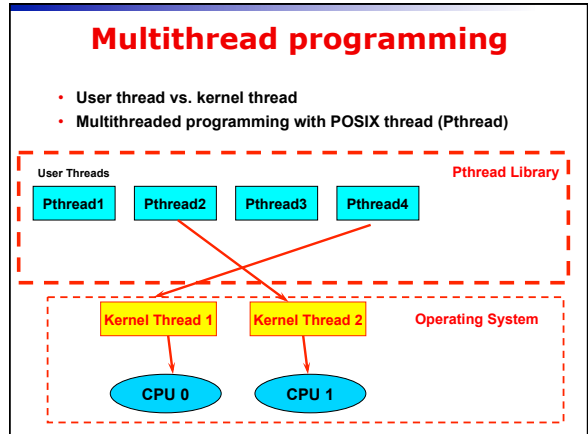
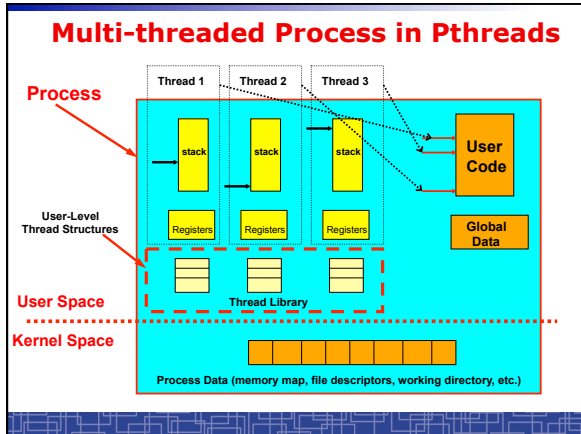


### Client/Server



### User Threads: Pthreads

- A POSIX standard (IEEE 1003.1c) API for thread creation and synchronization.
- API specifies behavior of the thread library, implementation is up to development of the library.
- Common in UNIX operating systems (Solaris, Linux, Mac OS X).



### POSIX Thread (1)

- Thread creation and termination:

```
#include <pthread.h>

pthread_create(pthread_t *thread, const pthread_attr_t
*attr, void *(*start) (void *), void *argv) ;

pthread_exit(void *value_ptr) ;
```

### POSIX thread(2)

- Wait for another thread to terminate

```
pthread_join(pthread_t thread, void **value_ptr) ;
```

- Cancellation

```
pthread_cancel(pthread_t thread) ;
```

- Others

```
pthread_self(void) ;
pthread_detach(pthread_t thread) ;
pthread_attr_init(pthread_attr_t *attr) ;
```

### Example 1: thread.c

- Example: [thread.c](#) (How to use pthread)
- Two threads:
  - *main()* thread
  - *runner()* thread

### Example 2: alarm.c

- Example 1: [alarm.c](#) (no process/thread)
- Example 2: [alarm fork.c](#) (multiple process)
- Example 3: [alarm thread.c](#) (multiple thread)